

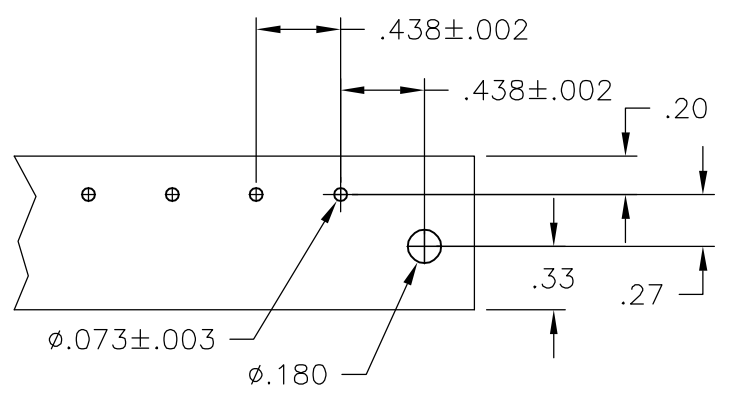
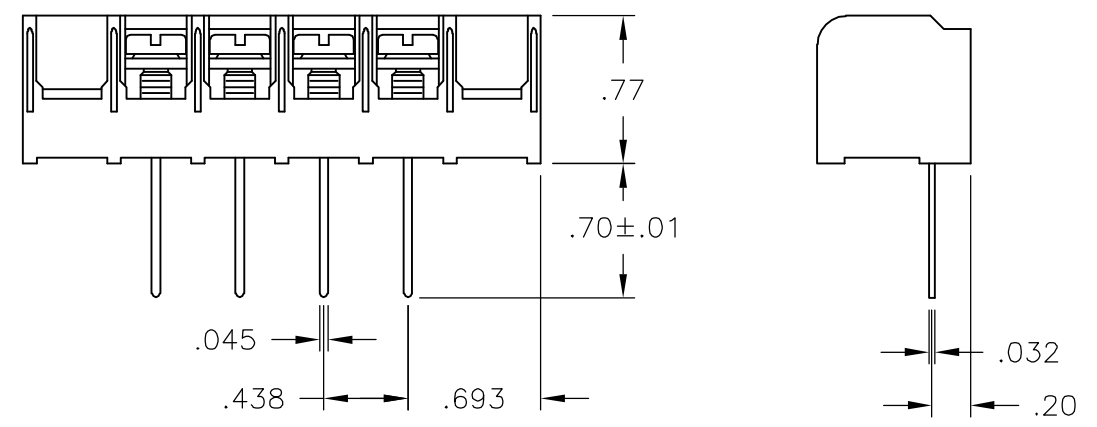
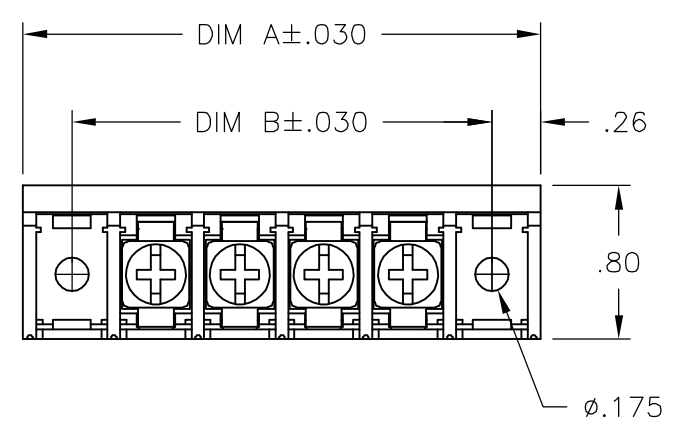
THIS DRAWING IS UNPUBLISHED. RELEASED FOR PUBLICATION
 © COPYRIGHT BY TYCO ELECTRONICS CORPORATION. ALL RIGHTS RESERVED.

LOC	DIST	REVISIONS					
FT	0	P	LTR	DESCRIPTION	DATE	DWN	APVD
		G		REVISED PER ECO-06-6631	4/18/06	SS	SRY

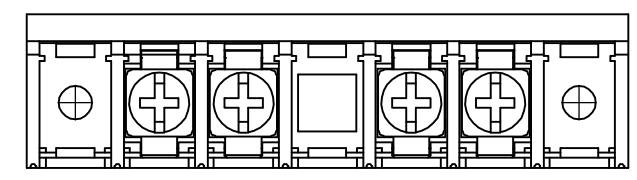
MATERIAL:
 HOUSING: NYLON, UL94V-0, BLACK
 TERMINALS: BRIGHT TIN PLATED COPPER ALLOY
 SCREWS: 8-32, ZINC PLATED STEEL.

ELECTRICAL PROPERTIES:
 CURRENT RATING: 30A
 VOLTAGE RATING: 600V
 WIRE RANGE: 10-18 AWG (UL)
 10-22 AWG (CSA)

MECHANICAL:
 RECOMMENDED TORQUE: 20 IN-LB.
 OPERATING TEMP.: -40°C TO +120°C



RECOMMENDED PCB LAYOUT



1546689-1

OBSOLETE	9.187	9.697	20	8WWV-20-006	796616-8
OBSOLETE	8.750	9.385	19	8WWV-19-006	-
	8.312	8.822	18	8WWV-18-006	1-796616-8
	7.875	8.385	17	8WWV-17-006	1-796616-7
	7.437	7.947	16	8WWV-16-006	796616-7
	7.000	7.510	15	8WWV-15-006	1-796616-5
	6.562	7.072	14	8WWV-14-006	1-796616-4
	6.125	6.635	13	8WWV-13-006	1-796616-3
	5.687	6.197	12	8WWV-12-006	1-796616-2
	5.250	5.760	11	8WWV-11-006	1-796616-1
	4.812	5.322	10	8WWV-10-006	1-796616-0
	4.375	4.885	9	8WWV-09-006	2-796616-2
	3.937	4.447	8	8WWV-08-006	2-796616-1
	3.500	4.010	7	8WWV-07-006	796616-6
	3.062	3.572	6	8WWV-06-006	9-1437659-1
	2.625	3.135	5	8WWV-05-006	8-1437659-9
	2.625	2.697	4	8WWV-05-652	1546689-1
	2.187	2.697	4	8WWV-04-006	8-1437659-4
	1.750	2.260	3	8WWV-03-006	2-796616-0
	1.312	1.822	2	8WWV-02-006	1546160-9
DIM B	DIM A	NO OF POS	CATALOG NUMBER	TYCO PART NO	

THIS DRAWING IS A CONTROLLED DOCUMENT.		DWN S SCHLEGEL 07FEB03	Tyco Electronics Corporation Harrisburg, Pa 17105-3608			
DIMENSIONS: INCHES		CHK S YODER 2/7/03				
TOLERANCES UNLESS OTHERWISE SPECIFIED:		APVD S YODER 2/7/03	NAME 8WWV-XX-006 ASSEMBLY			
0 PLC ± - 1 PLC ± - 2 PLC ± .02 3 PLC ± .005 4 PLC ± - ANGLES ± 2'		PRODUCT SPEC -	APPLICATION SPEC -			
MATERIAL -	FINISH -	WEIGHT -	SIZE A3	CAGE CODE 00779	DRAWING NO C-8-1437659-6	RESTRICTED TO -
CUSTOMER DRAWING			SCALE NTS	SHEET 1 OF 1	REV G	